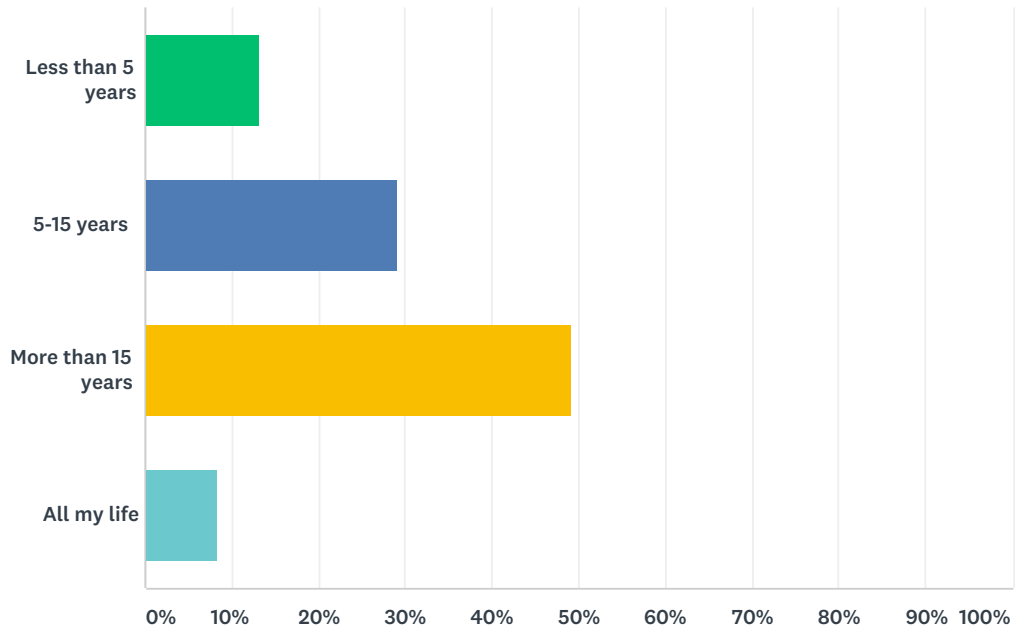


Q1 How long have you lived in Bell Acres?

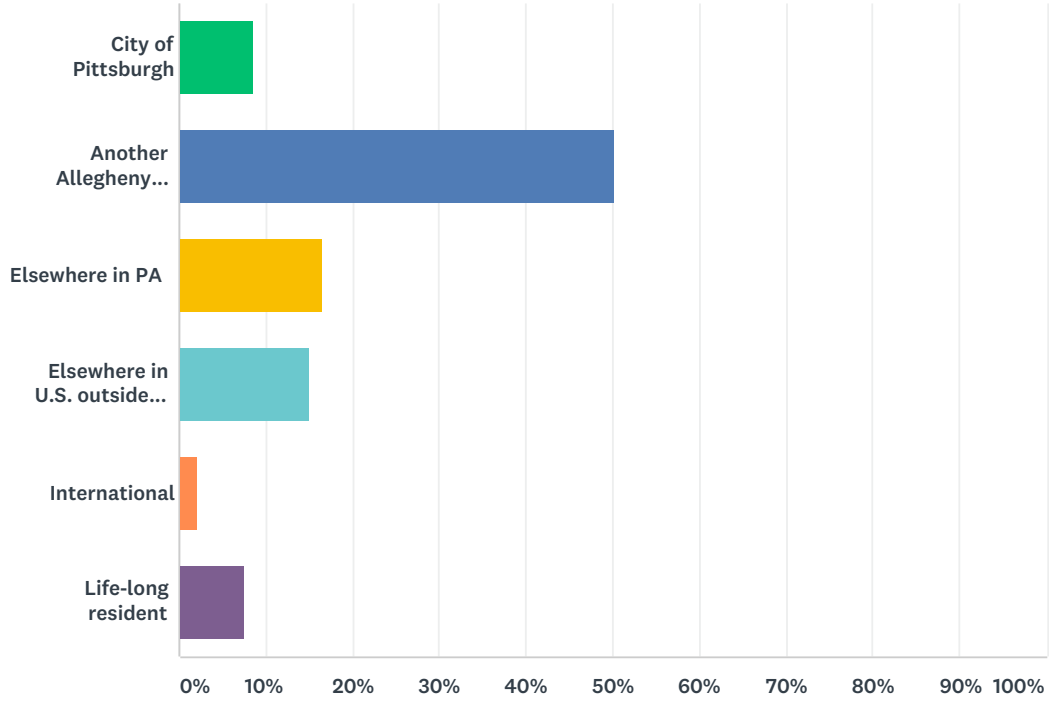
Answered: 189 Skipped: 0



| ANSWER CHOICES | RESPONSES | |
|------------------------|-----------|----|
| Less than 5 years | 13.23% | 25 |
| 5-15 years | 29.10% | 55 |
| More than 15 years | 49.21% | 93 |
| All my life | 8.47% | 16 |
| Total Respondents: 189 | | |

Q2 Where is the last place you lived before moving to Bell Acres?

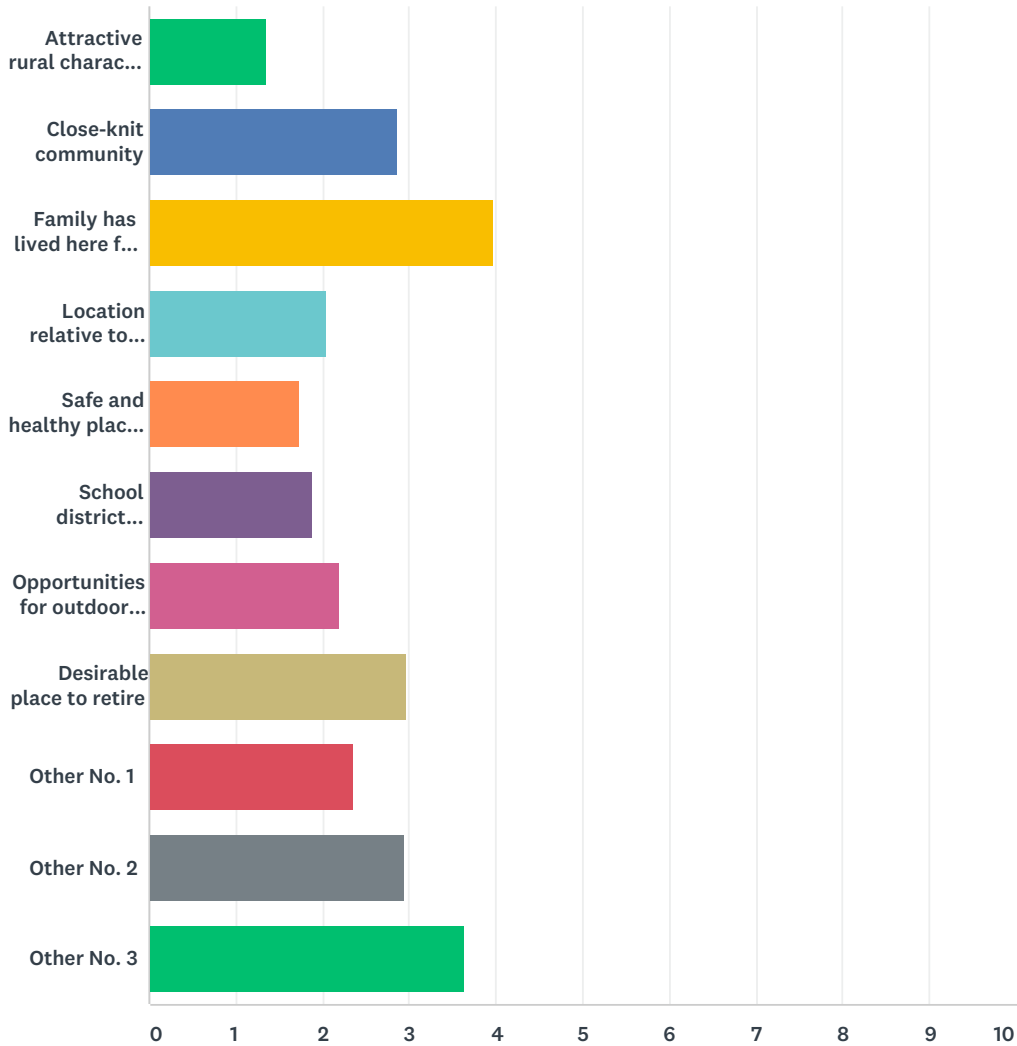
Answered: 187 Skipped: 2



| ANSWER CHOICES | RESPONSES | |
|--|-----------|------------|
| City of Pittsburgh | 8.56% | 16 |
| Another Allegheny County community other than Pittsburgh or Bell Acres | 50.27% | 94 |
| Elsewhere in PA | 16.58% | 31 |
| Elsewhere in U.S. outside of PA | 14.97% | 28 |
| International | 2.14% | 4 |
| Life-long resident | 7.49% | 14 |
| TOTAL | | 187 |

Q3 What are the main reasons you like living in Bell Acres? Please rate the importance of these factors, with 1 being very important and 5 being not important. If an important reason is not listed, use the "Other" lines for ranking, and list the reason(s) in Question 4.

Answered: 189 Skipped: 0



| | (VERY IMPORTANT) | (NO LABEL) | (NO LABEL) | (NO LABEL) | (NOT IMPORTANT) | DON'T KNOW / NOT APPLICABLE | TOTAL | WEIGHTED AVERAGE |
|--|------------------|--------------|--------------|--------------|-----------------|-----------------------------|-------|------------------|
| Attractive rural character with scenic landscapes and abundant green space | 75.40% 141 | 17.65% 33 | 4.28% 8 | 1.07% 2 | 0.53% 1 | 1.07% 2 | 187 | 1.37 |
| Close-knit community | 20.32% 38 | 20.86% 39 | 32.09% 60 | 11.76% 22 | 9.63% 18 | 5.35% 10 | 187 | 2.86 |
| Family has lived here for a long time | 23.24% 43 | 7.57% 14 | 10.27% 19 | 3.24% 6 | 18.92% 35 | 36.76% 68 | 185 | 3.97 |

Bell Acres Community Quality of Life Questionnaire

| | | | | | | | | |
|--|---------------|--------------|--------------|-------------|--------------|--------------|-----|------|
| Location relative to places you go frequently | 43.39% 82 | 25.93% 49 | 20.11% 38 | 5.82% 11 | 3.17% 6 | 1.59% 3 | 189 | 2.04 |
| Safe and healthy place to raise children | 66.84% 125 | 17.65% 33 | 6.42% 12 | 0.00% 0 | 2.14% 4 | 6.95% 13 | 187 | 1.74 |
| School district quality | 61.17% 115 | 18.09% 34 | 8.51% 16 | 1.60% 3 | 5.32% 10 | 5.32% 10 | 188 | 1.88 |
| Opportunities for outdoor recreation (e.g. hiking, biking, hunting, fishing, birding, jogging) | 40.96% 77 | 25.53% 48 | 19.68% 37 | 4.26% 8 | 6.38% 12 | 3.19% 6 | 188 | 2.19 |
| Desirable place to retire | 28.19% 53 | 20.74% 39 | 15.96% 30 | 4.79% 9 | 20.74% 39 | 9.57% 18 | 188 | 2.98 |
| Other No. 1 | 58.00% 29 | 14.00% 7 | 4.00% 2 | 0.00% 0 | 6.00% 3 | 18.00% 9 | 50 | 2.36 |
| Other No. 2 | 47.22% 17 | 11.11% 4 | 5.56% 2 | 0.00% 0 | 8.33% 3 | 27.78% 10 | 36 | 2.94 |
| Other No. 3 | 32.00% 8 | 16.00% 4 | 0.00% 0 | 0.00% 0 | 12.00% 3 | 40.00% 10 | 25 | 3.64 |

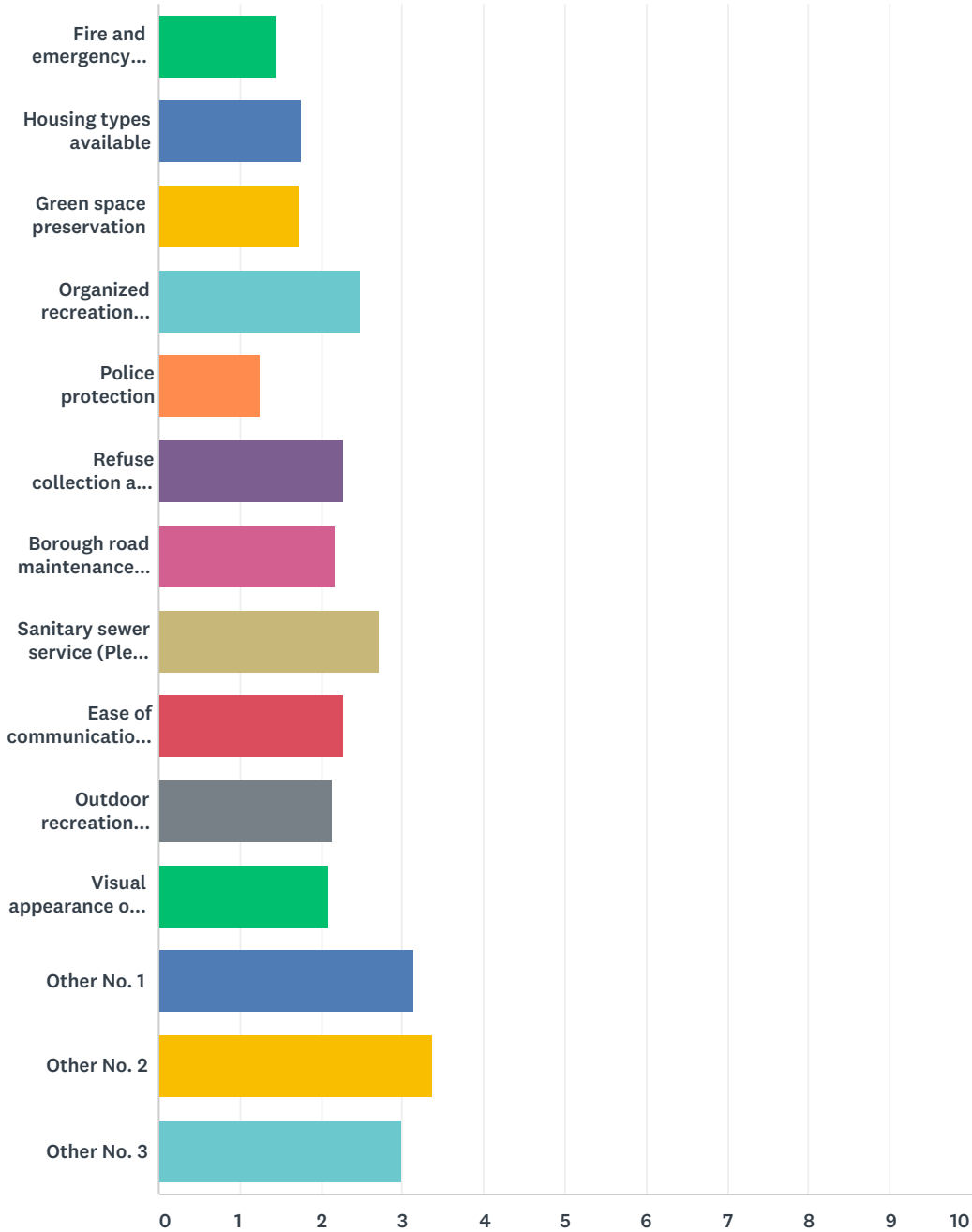
Q4 Does Bell Acres have other qualities or features that are important to you but not listed above? Please list them here and rank them in Question 3.

Answered: 80 Skipped: 109

| ANSWER CHOICES | RESPONSES | |
|---------------------------------|-----------|----|
| Other quality or feature No. 1: | 100.00% | 80 |
| Other quality or feature No. 2: | 56.25% | 45 |
| Other quality or feature No. 3: | 30.00% | 24 |

Q5 How satisfied are you with the following aspects of life in the Borough? Please rate your satisfaction, with 1 being very satisfied and 5 being not satisfied. If an important aspect of Borough life is not listed, use the "Other" lines for ranking, and list the reason(s) in Question 6.

Answered: 189 Skipped: 0



| | 1(VERY SATISFIED) | 2 | 3 | 4 | 5(NOT SATISFIED) | N/A OR DON'T KNOW | TOTAL | WEIGHTED AVERAGE |
|--|-------------------|---|---|---|------------------|-------------------|-------|------------------|
| | | | | | | | | |

Bell Acres Community Quality of Life Questionnaire

| | | | | | | | | |
|--|---------------|--------------|--------------|-------------|--------------|--------------|-----|------|
| Fire and emergency protection | 65.08% 123 | 19.05% 36 | 6.35% 12 | 1.59% 3 | 1.06% 2 | 6.88% 13 | 189 | 1.44 |
| Housing types available | 44.39% 83 | 30.48% 57 | 16.04% 30 | 1.60% 3 | 0.53% 1 | 6.95% 13 | 187 | 1.75 |
| Green space preservation | 52.17% 96 | 25.54% 47 | 15.22% 28 | 2.72% 5 | 1.63% 3 | 2.72% 5 | 184 | 1.73 |
| Organized recreation opportunities (e.g. baseball, softball, soccer, etc.) | 15.59% 29 | 17.74% 33 | 22.58% 42 | 8.06% 15 | 3.23% 6 | 32.80% 61 | 186 | 2.49 |
| Police protection | 78.07% 146 | 17.11% 32 | 3.21% 6 | 0.53% 1 | 0.00% 0 | 1.07% 2 | 187 | 1.25 |
| Refuse collection and recycling | 33.69% 63 | 26.20% 49 | 19.79% 37 | 8.56% 16 | 7.49% 14 | 4.28% 8 | 187 | 2.27 |
| Borough road maintenance (Please be aware some key roads are maintained by Allegheny County or PennDOT. See * list below.) | 33.51% 63 | 32.98% 62 | 18.09% 34 | 6.38% 12 | 6.91% 13 | 2.13% 4 | 188 | 2.18 |
| Sanitary sewer service (Please be aware that the sewer system is a service of the Bell Acres Municipal Authority (BAMA), and not of Bell Acres Borough.) | 17.74% 33 | 17.20% 32 | 13.44% 25 | 4.30% 8 | 14.52% 27 | 32.80% 61 | 186 | 2.71 |
| Ease of communication with Borough staff and officials | 29.95% 56 | 26.20% 49 | 14.44% 27 | 5.88% 11 | 9.09% 17 | 14.44% 27 | 187 | 2.27 |
| Outdoor recreation opportunities (e.g. walking, hiking, biking routes, fishing access) | 35.29% 66 | 28.88% 54 | 21.39% 40 | 3.21% 6 | 6.95% 13 | 4.28% 8 | 187 | 2.14 |
| Visual appearance of the community | 32.62% 61 | 36.36% 68 | 21.39% 40 | 3.74% 7 | 4.28% 8 | 1.60% 3 | 187 | 2.09 |
| Other No. 1 | 25.00% 8 | 3.13% 1 | 6.25% 2 | 6.25% 2 | 28.13% 9 | 31.25% 10 | 32 | 3.14 |
| Other No. 2 | 17.39% 4 | 8.70% 2 | 0.00% 0 | 4.35% 1 | 30.43% 7 | 39.13% 9 | 23 | 3.36 |
| Other No. 3 | 13.33% 2 | 6.67% 1 | 0.00% 0 | 6.67% 1 | 13.33% 2 | 60.00% 9 | 15 | 3.00 |

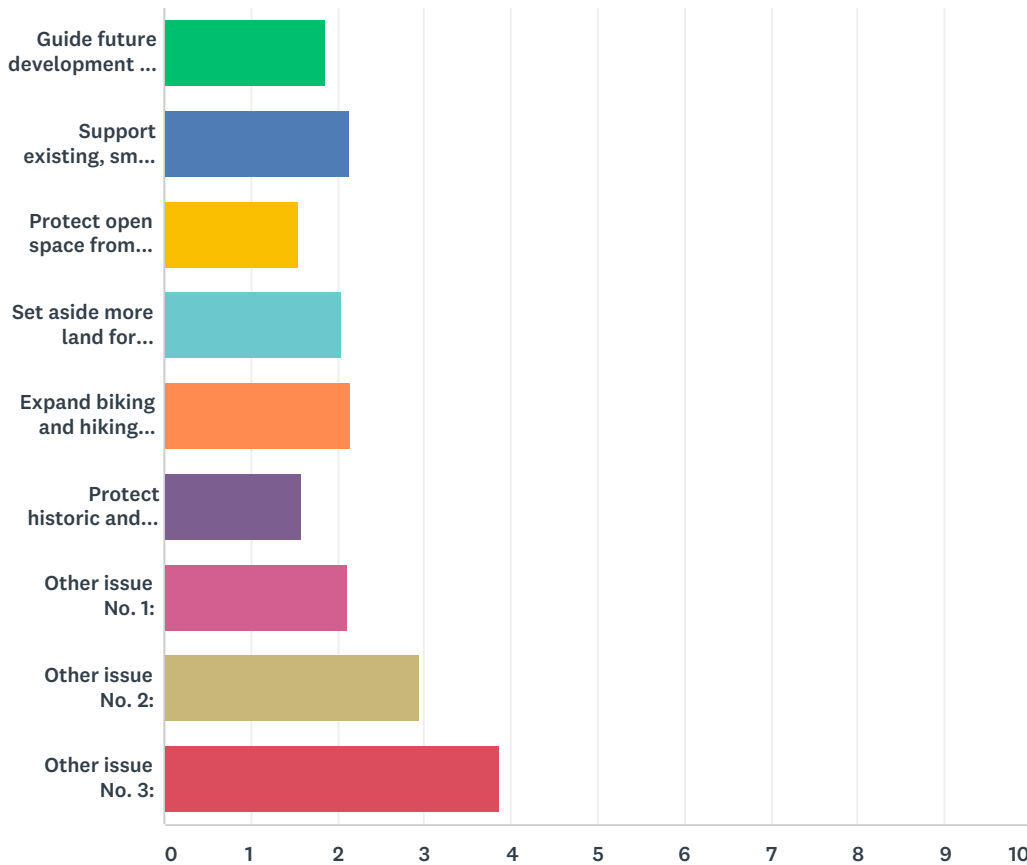
Q6 Are there other aspects of Borough life that are important to you but not listed above? Please list them here and rank them in Question 5.

Answered: 39 Skipped: 150

| ANSWER CHOICES | RESPONSES | |
|---------------------------------|------------------|----|
| Other quality or feature No. 1: | 100.00% | 39 |
| Other quality or feature No. 2: | 51.28% | 20 |
| Other quality or feature No. 3: | 23.08% | 9 |

Q7 A previous survey (10+ years ago) and contemporary conversations with Borough officials suggest some issues that may be important to residents. Please rank the following issues, with 1 being very important and 5 being not important. If an important issue is not listed, use the "Other" lines for ranking, and list the reason(s) in Question 8.

Answered: 189 Skipped: 0



| | (VERY IMPORTANT) | (NO LABEL) | (NO LABEL) | (NO LABEL) | (NOT IMPORTANT) | N/A OR DON'T KNOW | TOTAL | WEIGHTED AVERAGE |
|---|------------------|--------------|--------------|-------------|-----------------|-------------------|-------|------------------|
| Guide future development to areas with existing roads, sewers and other infrastructure. | 50.54% 94 | 27.96% 52 | 13.44% 25 | 2.15% 4 | 3.76% 7 | 2.15% 4 | 186 | 1.87 |
| Support existing, small local businesses | 43.32% 81 | 27.27% 51 | 14.97% 28 | 3.74% 7 | 7.49% 14 | 3.21% 6 | 187 | 2.14 |
| Protect open space from development | 71.28% 134 | 12.77% 24 | 9.04% 17 | 3.72% 7 | 2.66% 5 | 0.53% 1 | 188 | 1.55 |
| Set aside more land for recreation | 43.55% 81 | 25.27% 47 | 20.97% 39 | 4.84% 9 | 4.30% 8 | 1.08% 2 | 186 | 2.04 |
| Expand biking and hiking opportunities | 44.39% 83 | 20.86% 39 | 19.25% 36 | 6.95% 13 | 6.95% 13 | 1.60% 3 | 187 | 2.16 |

Bell Acres Community Quality of Life Questionnaire

| | | | | | | | | |
|---------------------------------------|---------------|--------------|--------------|------------|------------|-------------|-----|------|
| Protect historic and scenic resources | 64.02% 121 | 18.52% 35 | 12.70% 24 | 3.17% 6 | 1.59% 3 | 0.00% 0 | 189 | 1.60 |
| Other issue No. 1: | 73.53% 25 | 2.94% 1 | 2.94% 1 | 0.00% 0 | 0.00% 0 | 20.59% 7 | 34 | 2.12 |
| Other issue No. 2: | 52.63% 10 | 10.53% 2 | 0.00% 0 | 0.00% 0 | 0.00% 0 | 36.84% 7 | 19 | 2.95 |
| Other issue No. 3: | 28.57% 4 | 7.14% 1 | 14.29% 2 | 0.00% 0 | 0.00% 0 | 50.00% 7 | 14 | 3.86 |

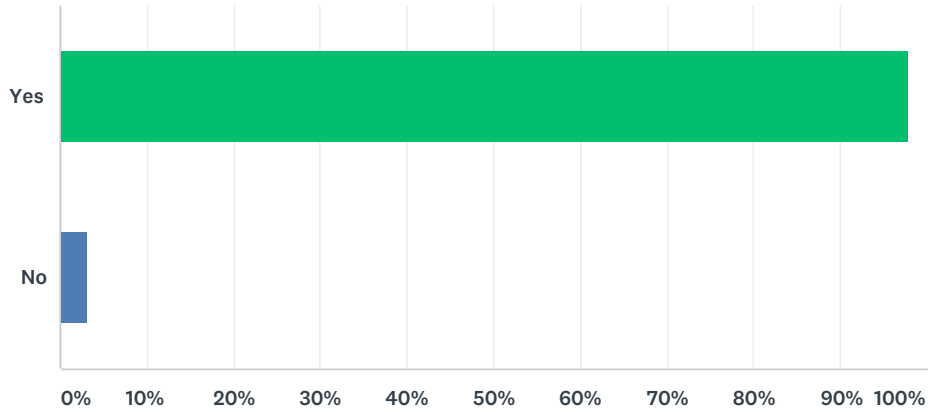
Q8 Does Bell Acres have other issues that are important to you but not listed above? Please list them here and rank them in Question 7.

Answered: 53 Skipped: 136

| ANSWER CHOICES | RESPONSES | |
|-----------------------|------------------|----|
| Other issue No. 1: | 100.00% | 53 |
| Other issue No. 2: | 41.51% | 22 |
| Other issue No. 3: | 22.64% | 12 |

Q9 Do you believe that the green spaces throughout the community, such as woodlands, streams and meadows, are valuable and worthy of protection?

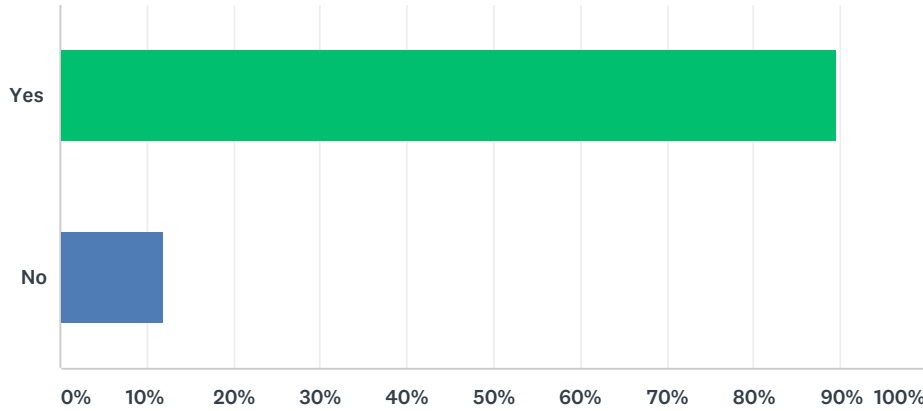
Answered: 188 Skipped: 1



| ANSWER CHOICES | RESPONSES | |
|------------------------|-----------|-----|
| Yes | 97.87% | 184 |
| No | 3.19% | 6 |
| Total Respondents: 188 | | |

Q10 If your answer to Question 9 was yes, would you support initiatives regarding the preservation of certain green space?

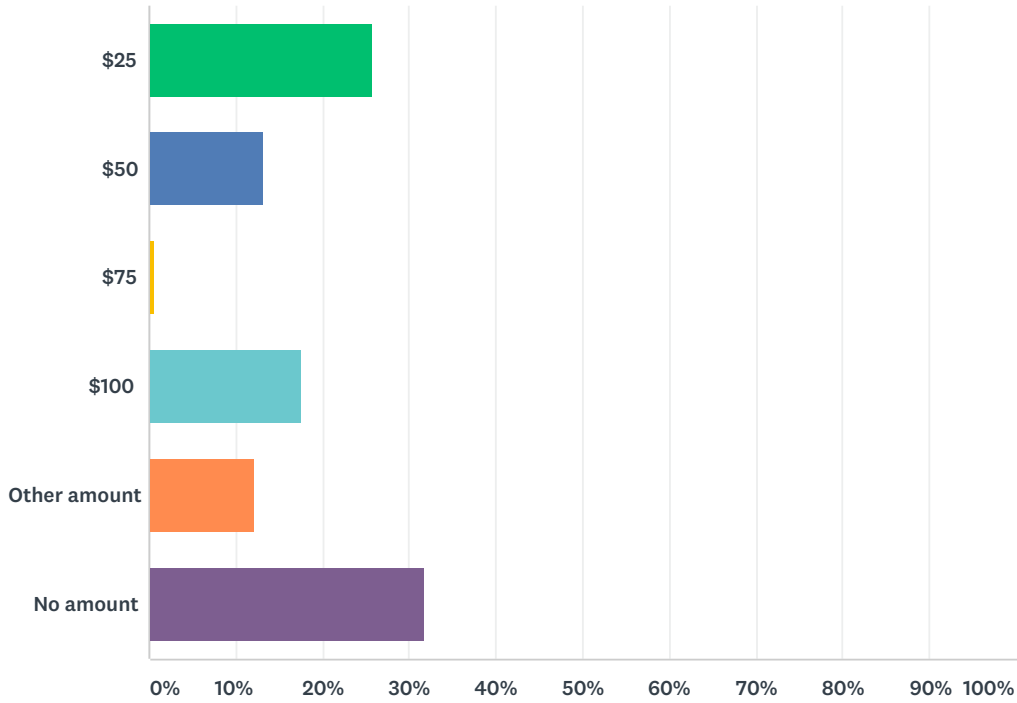
Answered: 183 Skipped: 6



| ANSWER CHOICES | RESPONSES | |
|------------------------|-----------|-----|
| Yes | 89.62% | 164 |
| No | 12.02% | 22 |
| Total Respondents: 183 | | |

Q11 If your answer to Question 9 was yes, would you support an annual donation per household for a greenway preservation fund that could be a source of matching funds for land protection grants?

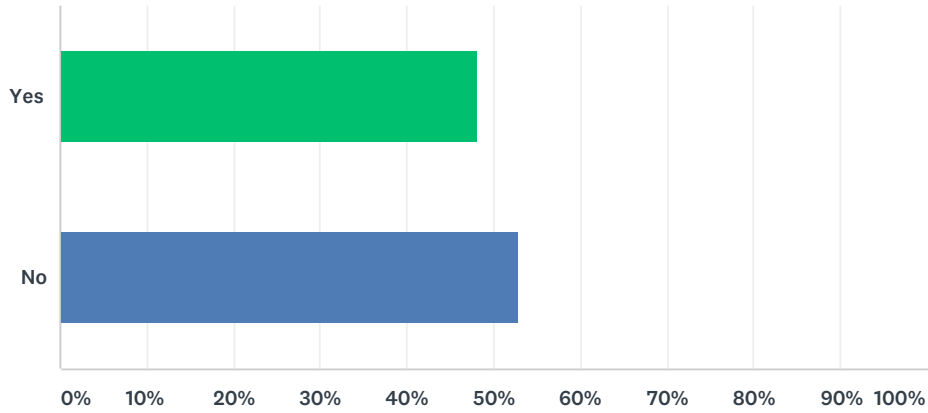
Answered: 182 Skipped: 7



| ANSWER CHOICES | RESPONSES | |
|------------------------|-----------|----|
| \$25 | 25.82% | 47 |
| \$50 | 13.19% | 24 |
| \$75 | 0.55% | 1 |
| \$100 | 17.58% | 32 |
| Other amount | 12.09% | 22 |
| No amount | 31.87% | 58 |
| Total Respondents: 182 | | |

Q12 Some residents may wish to downsize but continue to live in Bell Acres. Should Bell Acres accommodate the development of various housing types, such as carriage homes, patio homes or condominiums.

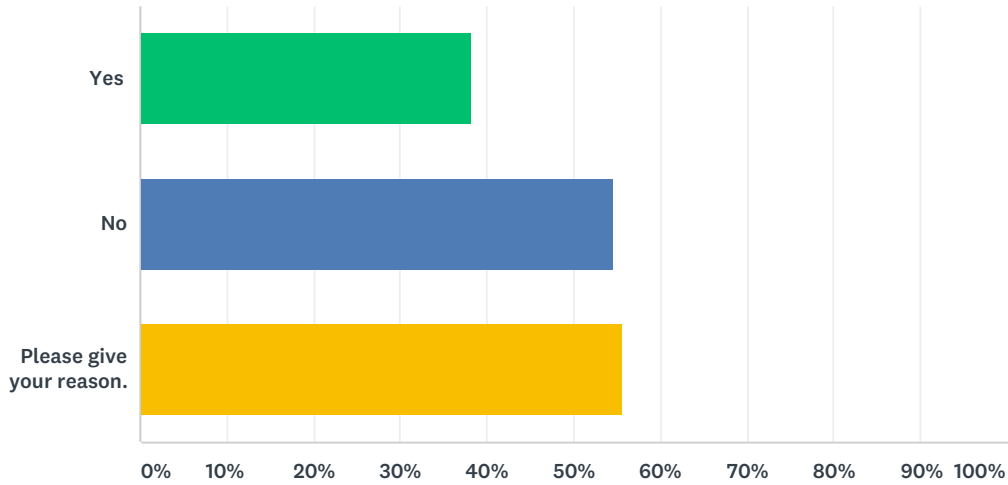
Answered: 185 Skipped: 4



| ANSWER CHOICES | RESPONSES | |
|------------------------|-----------|----|
| Yes | 48.11% | 89 |
| No | 52.97% | 98 |
| Total Respondents: 185 | | |

Q13 The Borough has located the surface construction of gas and oil wells and related operations in the M3 Industrial Zoning District at the intersection of Big Sewickley Creek Road and Turkey Foot Road. Do you support this approach to providing for gas/oil extraction in the borough?

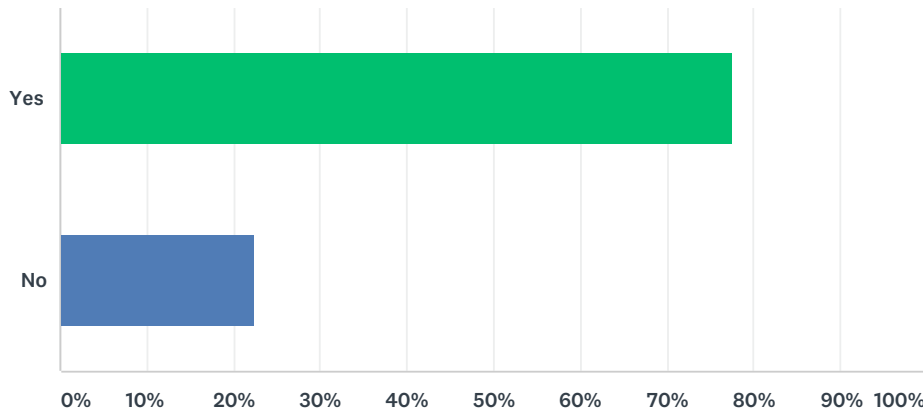
Answered: 183 Skipped: 6



| ANSWER CHOICES | RESPONSES | |
|--------------------------|-----------|-----|
| Yes | 38.25% | 70 |
| No | 54.64% | 100 |
| Please give your reason. | 55.74% | 102 |
| Total Respondents: 183 | | |

Q14 Due to drilling activity across Big Sewickley Creek in Economy Borough, Bell Acres residents have been approached to sign leases for sub-surface drilling/fracking under their properties. Would you support the dissemination of information facilitated by the borough to help educate residents about leasing and sub-surface drilling/fracking?

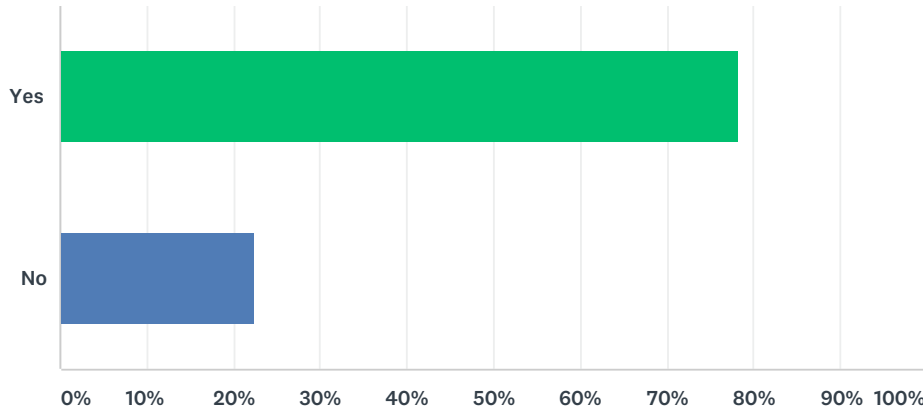
Answered: 184 Skipped: 5



| ANSWER CHOICES | RESPONSES | |
|------------------------|-----------|-----|
| Yes | 77.72% | 143 |
| No | 22.28% | 41 |
| Total Respondents: 184 | | |

Q15 It is important to connect natural areas when preserving open space. Today, several large areas have been protected for future generations but are not connected. Do you agree that the borough should work toward preserving additional land to connect these fragmented parcels of open space?

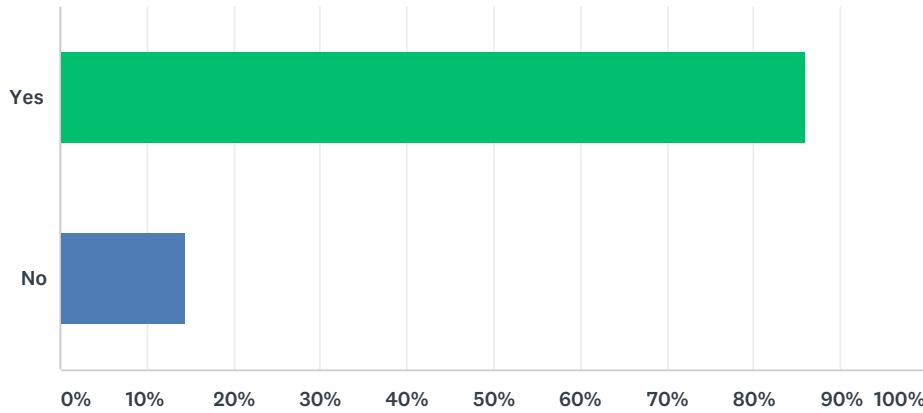
Answered: 175 Skipped: 14



| ANSWER CHOICES | RESPONSES |
|------------------------|------------|
| Yes | 78.29% 137 |
| No | 22.29% 39 |
| Total Respondents: 175 | |

Q16 Under the Pennsylvania Municipalities Planning Code, communities have limited ability to regulate development. Some municipalities in Pennsylvania are using a "citizen bill of rights" to further empower themselves to create additional protection against threats to the health, safety and welfare of residents. Could you support an effort by Bell Acres Borough to explore this option?

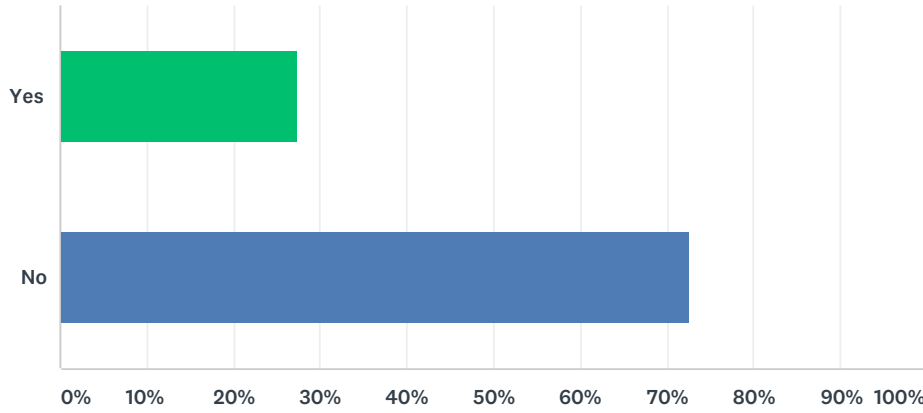
Answered: 179 Skipped: 10



| ANSWER CHOICES | RESPONSES | |
|------------------------|-----------|-----|
| Yes | 86.03% | 154 |
| No | 14.53% | 26 |
| Total Respondents: 179 | | |

Q17 Have you experienced flooding on your property during rain events?

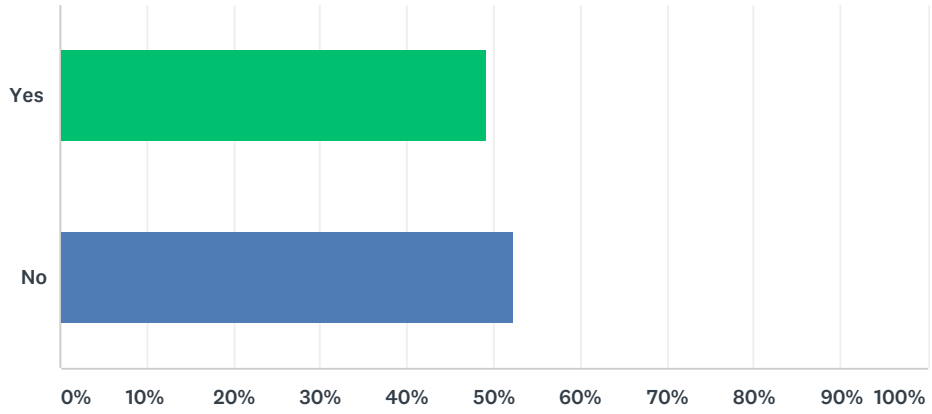
Answered: 186 Skipped: 3



| ANSWER CHOICES | RESPONSES | |
|------------------------|-----------|-----|
| Yes | 27.42% | 51 |
| No | 72.58% | 135 |
| Total Respondents: 186 | | |

Q18 If you use well water, would you be interested in having public water available?

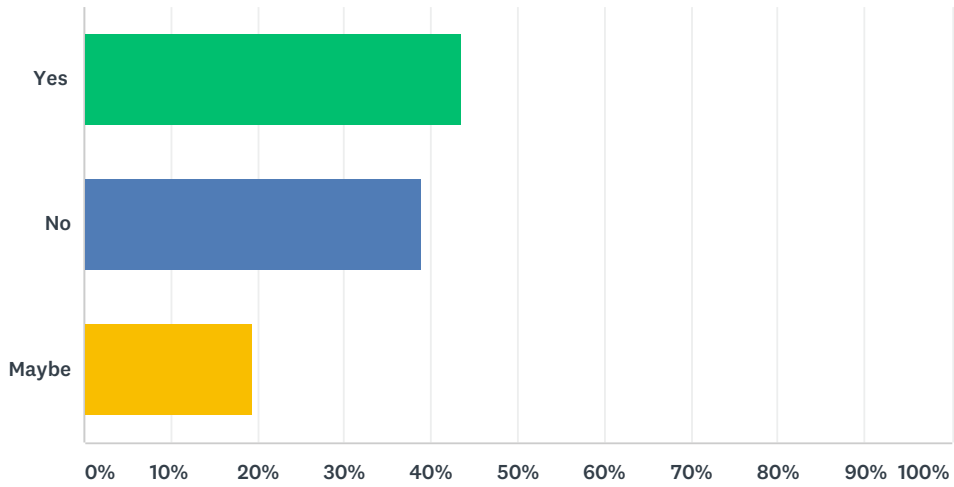
Answered: 67 Skipped: 122



| ANSWER CHOICES | RESPONSES | |
|-----------------------|-----------|----|
| Yes | 49.25% | 33 |
| No | 52.24% | 35 |
| Total Respondents: 67 | | |

Q19 If you use a septic system, would you be interested in connecting with a public sewer system?

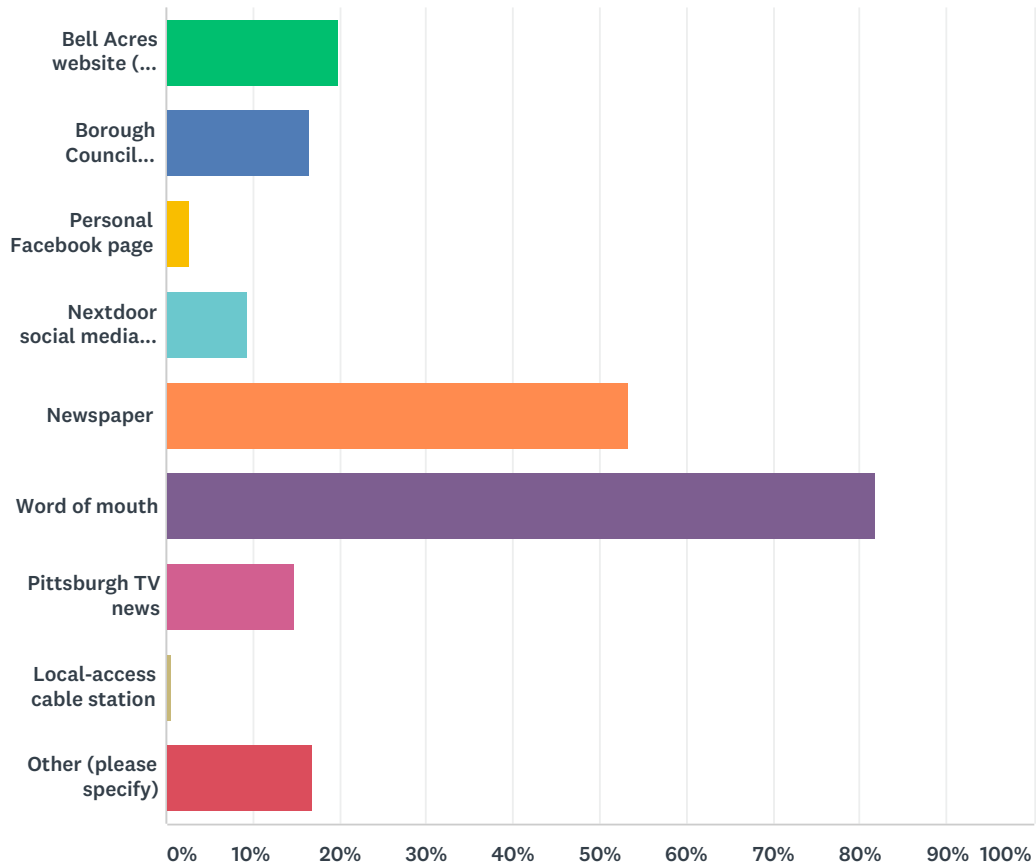
Answered: 108 Skipped: 81



| ANSWER CHOICES | RESPONSES |
|------------------------|-----------|
| Yes | 43.52% 47 |
| No | 38.89% 42 |
| Maybe | 19.44% 21 |
| Total Respondents: 108 | |

Q20 How do you get information about things going on in Bell Acres?

Answered: 182 Skipped: 7



| ANSWER CHOICES | RESPONSES | |
|--|-----------|-----|
| Bell Acres website (bellacresborough.org/) | 19.78% | 36 |
| Borough Council meetings | 16.48% | 30 |
| Personal Facebook page | 2.75% | 5 |
| Nextdoor social media network | 9.34% | 17 |
| Newspaper | 53.30% | 97 |
| Word of mouth | 81.87% | 149 |
| Pittsburgh TV news | 14.84% | 27 |
| Local-access cable station | 0.55% | 1 |
| Other (please specify) | 17.03% | 31 |
| Total Respondents: 182 | | |

Q21 We are working toward a policy guide for Bell Acres called an Implementable Comprehensive Plan. If you would be interested in participating in planning for the borough's future, please include your name and email address so someone can contact you about upcoming interviews and meetings. You may also contact Lisa Fleming, Borough Secretary, at 412-741-5448 or secretary@bellacres.org.

Answered: 51 Skipped: 138

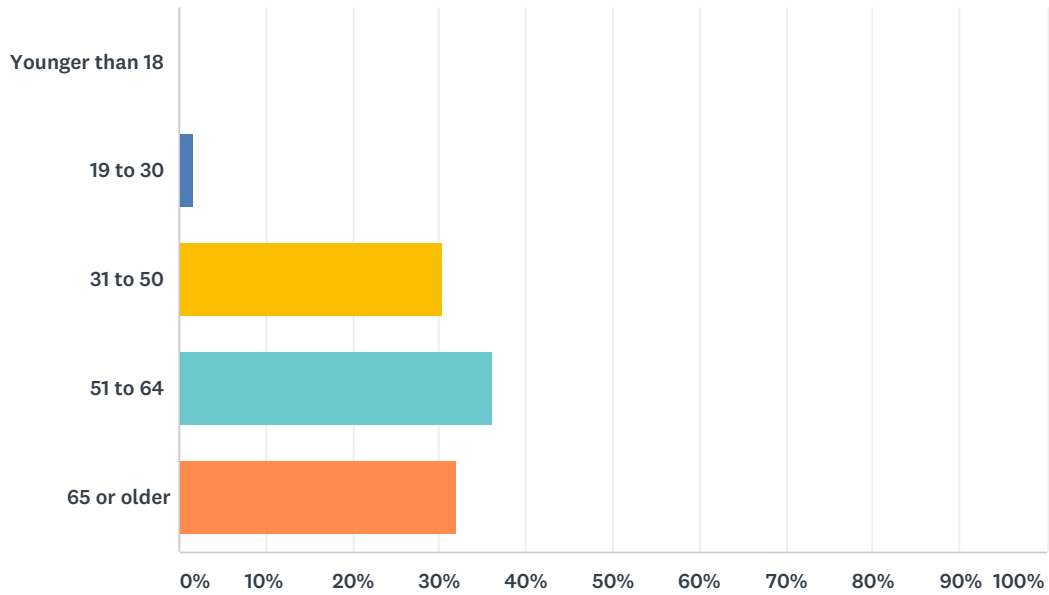
| ANSWER CHOICES | RESPONSES | |
|----------------|-----------|----|
| First name | 100.00% | 51 |
| Last name | 100.00% | 51 |
| email address | 100.00% | 51 |

Q22 Do you have any other comments, questions, or concerns about Bell Acres not addressed in this survey?

Answered: 51 Skipped: 138

Q23 In what age range do you fall?

Answered: 188 Skipped: 1



| ANSWER CHOICES | RESPONSES | |
|-----------------|-----------|------------|
| Younger than 18 | 0.00% | 0 |
| 19 to 30 | 1.60% | 3 |
| 31 to 50 | 30.32% | 57 |
| 51 to 64 | 36.17% | 68 |
| 65 or older | 31.91% | 60 |
| TOTAL | | 188 |